

Catalog Number	
Project/Location	Type
Approved By	

# CSM-812 SERIES

**LED, INDUCTION, CFL, HID CEILING SURFACE MOUNT**

## HOUSING

Heavy-duty, corrosion resistant die-cast housing.  
Stainless steel tamper proof screws.

## GASKET

Closed cell silicone foam gasket. Seals out moisture, dust, and insects for weather-tight operation.

## REFLECTOR

One piece, impact resistant polycarbonate lens.

## BALLAST

- CF: electronic, thermally protected, high power factor
- HID: electronic, thermally protected, or magnetic core and coil
- LED: solid state electronic driver
- IND: solid state power generator

## SOCKET

- CF: four pin plug-in type
- HID: 4KV pulse rated nickel plated shell medium base

## LED/ELECTRICAL

24x1W LED's CREE.  
Rated 162 lumens per watt at 525 MA.  
Total Input Watts= 65

## MOUNTING

Ceiling or surface over standard J-box.  
Housing has 4-1/2 threaded conduit openings.

## FINISH/COLOR

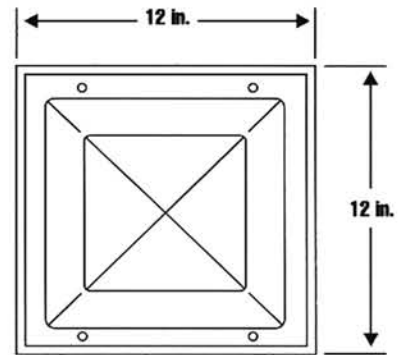
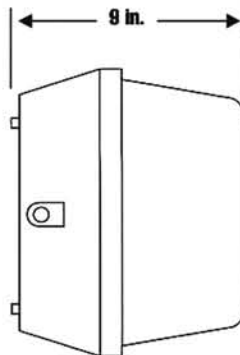
Polyester powder coat finish on zinc based primer. Available in matte black (MB), matte bronze (BZ), matte white (MW), silver gray (SG), or custom color (CC).

## OPTIONS


- F1 single fuse
- QRS quartz re-strike (HID)
- PC photo cell
- ETR emergency ballast remote (CFL)
- ETI emergency ballast integral (CFL)
- LED-ETI emergency ballast integral (LED)

Suitable for wet location.  
Conforms to UL Standard 1598. IP65 Rated

Series	Lamp	Wattage/MAX
CSM-812	PLT	2/42W
	HPS	150W
	PSMH	175W
	IND	85W (lamp included)
	LED	24W (high power)



## Ordering Example



Specifications are subject to change without notice. Consult factory for verification.

**ELCAST**LIGHTING

815 S KAY AVE ADDISON, IL 60101 USA  
630.543.5390 • FAX: 630.543.5392  
[elcastltg@elcastltg.com](mailto:elcastltg@elcastltg.com) • [www.elcastltg.com](http://www.elcastltg.com)