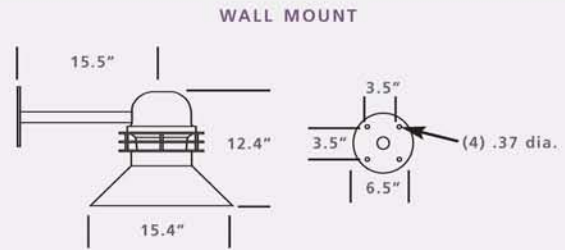
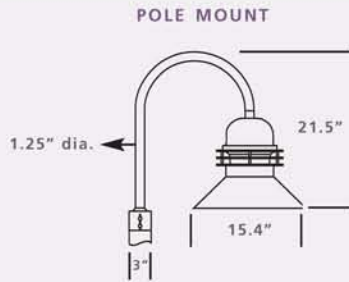


725 Series

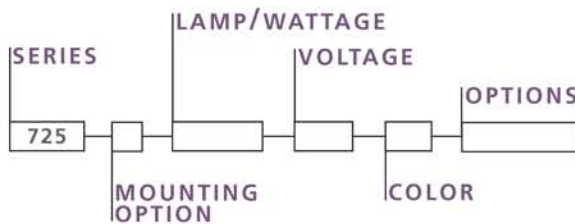
ELCAST
LIGHTING



725 Series



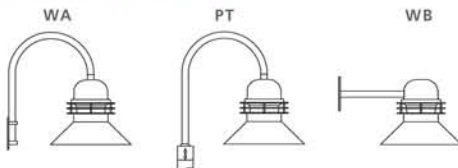
Ordering Information



Ordering Key

SERIES
725

MOUNTING OPTIONS



WA wall arm
 PT1 one arm post top
 PT2 two arms post top
 PT3 three arms post top at 120°
 WB wall bracket

LAMP/WATTAGE

VOLTAGE
 120V
 277V

OPTIONS

GC glass clear
 GO glass opal
 TP tamper proof
 STP screwdriver for TP

COLOR

MB matte black
 BZ matte bronze
 MW matte white
 SG silver gray
 CC custom color

Ordering Example



Specifications

HOUSING

The housing body of heavy die cast aluminum.

DIFFUSER

Clear or opal glass sealed with silicon rubber gasket.

REFLECTOR

Detachable reflector secure with set screw.

ELECTRICAL

HID ballasts NPF
 120 and 277 V

INSTALLATION

Optional pole mounting PT1, PT2, and PT3 arms arrangement.
 For wall, just a single arm bracket.
 Slips over 2.375 OD Tenon

LABELS

Wet locations, conforms to UL standard 1598.

SERIES	LAMP	WATTAGE	
725	PLT	32W *	* Ballast In-Housing (-20°F)
	PLC	26W *	
	PLC	42W *	
	HPS	35W *	
	HPS	50W *	
	HPS	70W *	
	HPS	100W *	
	HPS	150W **	
	MH	50W *	
	MH	70W *	
	MH	100W *	
	MH	150W ***	
MH	175W ***		
			** Postline Ballast (-40°F) Requires 4" OD Pole
			*** F-Can Ballast (-20°F) Requires 5" OD Pole

Lamps not included with fixture

Specifications are subject to change without notice. Consult factory for verification. The compliance of our product to individual project specifications and the approval for their use is not warranted by our company.