

5006 Series

ELCAST
LIGHTING



ELCASTLTG@ELCASTLTG.COM

815 S Kay Avenue Addison
IL, 60101 USA

P 630 543 5390
F 630 543 5392

Catalog Number	
Project/Location	Type
Approved By	

5006 SERIES WALL SCONCE

LED, CFL ARCHITECTURAL ADA WALL SCONCE

HOUSING

Heavy gauge formed aluminum. Decorative frames shall be made from extruded aluminum. Stainless steel hardware. Custom designed frames available.

GASKET

Closed cell silicone foam gasket seals out moisture, dust, and insects for weather-tight operation.

LENS

1/8" thick, half-round shaped, opal acrylic. Provides shadow-free illumination.

BALLASTS

CF: electronic, thermally protected high power factor 120/277
LED: solid state electronic driver

SOCKET

CF: four pin plug-in type

MOUNTING

Surface wall mount.

FINISH/COLOR

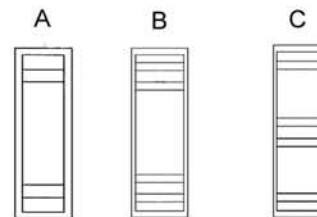

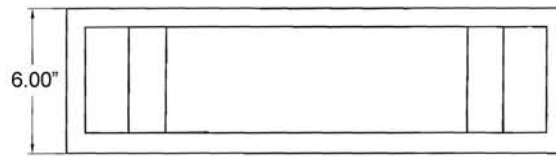
Polyester powder coat finish over zinc based primer. Available in matte black (MB), matte bronze (BZ), matte white (MW), silver gray (SG), or custom color (CC).

OPTIONS

F1 single fuse
D dimming
ETR emergency ballast remote only (CFL only)
LED-ETR emergency ballast remote (LED only)

Suitable for wet location.
Conforms to UL Standard 1598.

Series	Lamp	Wattage
5006	PLL LED	35W consult factory



Ordering Example



ELCASTLIGHTING

815 S KAY AVE ADDISON, IL 60101 USA
630.543.5390 • FAX: 630.543.5392
elcastltg@elcastltg.com • www.elcastltg.com