



310 SERIES

LED, CFL ARCHITECTURAL WALL/CEILING MOUNT BULK HEAD

Catalog Number	
Project/Location	Type
Approved By	

HOUSING

Heavy-duty, corrosion resistant die-cast aluminum housing and die-cast frames. See below for die-cast frame option.

GASKET

Closed cell silicone foam gasket. Seals out moisture, dust, and insects for weather-tight operation.

LENS

One-piece, molded frosted glass. Lens shall be retained to fixture housing using tamper resistant stainless steel fasteners.

BALLAST

CF: magnetic 120
LED: solid state electronic driver

SOCKET

CF: two pin plug-in type

MOUNTING

Surface wall or ceiling mount over standard J-box.

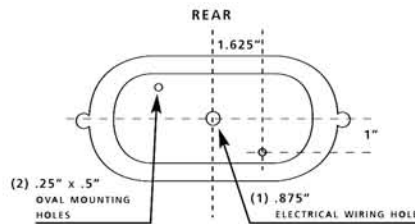
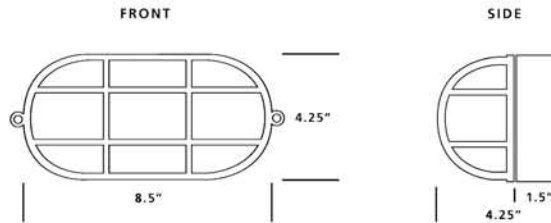
FINISH/COLOR

Polyester powder coat over zinc based primer. Available in matte black (MB), matte bronze (BZ), matte white (MW), silver gray (SG), or custom color (CC).

OPTIONS

A amber LEDs (turtle friendly)
F1 single fuse
ETR emergency ballast remote (CFL only)
LED-ETR emergency ballast remote (LED only)

ETL listed suitable for wet location.
Conforms to UL Standard 1598.

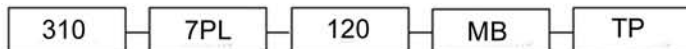


Series	Lamp	Wattage/MAX
300	PL LED	5W 3W

FRAME OPTIONS



Ordering Example



ELCASTLIGHTING

815 S KAY AVE ADDISON, IL 60101 USA
630.543.5390 • FAX: 630.543.5392
elcastltg@elcastltg.com • www.elcastltg.com