
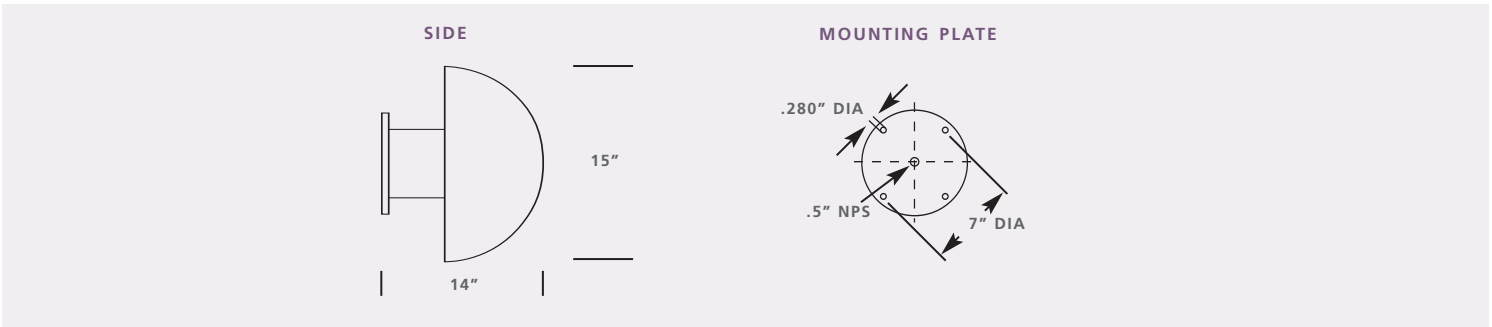


2100 Series

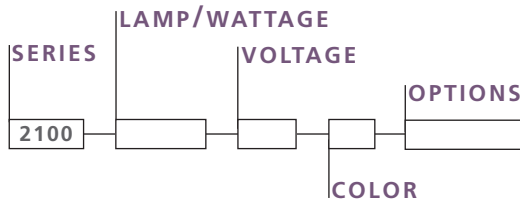
ELCAST
LIGHTING



2100 Series



Ordering Information



Ordering Key

SERIES
2100

LAMP/WATTAGE →

VOLTAGE
120V
277V

OPTIONS

TP **tamper proof**
ETR **emergency ballast remote only**
ET **extreme temp. -30°C to +90°C***
STP **screwdriver for TP**

COLOR

MB **matte black**
BZ **matte bronze**
MW **matte white**
SG **silver gray**
CC **custom color**

*Fluorescent Ballast 26W-42W

Specifications

HOUSING & FRAME

Heavy duty, cast aluminum housing. Stainless steel external hardware.

LENS/GASKETING

One-piece molded opal glass lens. Silicone rubber gasket.

ELECTRICAL

Ballasts shall be readily accessible.
Porcelain socket supplied for HID medium Base lamps (not included).

FINISH

Black, white, bronze, or silver gray polyester powder paint.
(Contact factory for custom color.)

MOUNTING

Surface mount for wall.

LABELS

Suitable for wet locations. Conforms to UL standard 1598.

SERIES	LAMP	WATTAGE
2100	PLT	26W
	PLT	32W
	PLT	42W
	PLC	57W
	HPS	35W
	HPS	50W
	HPS	70W
	HPS	100W
	MH	50W
	MH	100W

Lamps not included with fixture

Ordering Example

2100 — 100HPS — 120 — MB — TP,ET

Note: For high power factor HID ballast option add suffix "HPF" for dry capacitor

Specifications are subject to change without notice. Consult factory for verification. The compliance of our product to individual project specifications and the approval for their use is not warranted by our company.



815 South Kay Avenue Addison Illinois 60101 U.S.A.
P 630.543.5390 F 630.543.5392 E elcastltg@aol.com