


1235 Series

ELCAST
LIGHTING



ELCASTLTG@ELCASTLTG.COM

815 S Kay Avenue Addison
IL, 60101 USA

P 630 543 5390
F 630 543 5392

1235 SERIES

Catalog Number	
Project/Location	Type
Approved By	

LED, CFL STEPLIGHT

HOUSING

Heavy-duty, corrosion resistant die cast aluminum. Provided with one 7/8" KO and concrete pour box.

FACEPLATE

Heavy-duty, corrosion resistant one piece die cast aluminum. Secured to housing with four stainless steel tamper proof screws. Provides glare-free light distribution.

GASKET

Closed cell silicone foam gasket. Seals out Moisture and dust for weather-tight operation.

LENS

1/8 thick impact resistant tempered glass.

BALLAST

CF: integral electronic high power factor

SOCKET

CF: four pin plug in

FINISH/COLOR


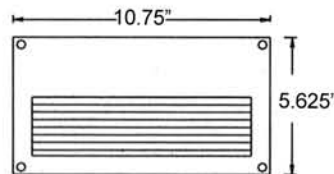
Polyester powder coat over zinc based primer. Available in matte black (MB), matte bronze (BZ), matte white (MW), silver gray (SG), or custom color (CC).



OPTIONS

- F1 single fuse
- PL polycarbonate lens
- A amber LED (turtle friendly)
- B blue LED
- G green LED
- R red LED

Suitable for wet location.
Conforms to UL Standard 1598.



Series	Lamp	Wattage
1235	PLCE LED	26W MAX 6W MAX (2W Standard)

Ordering Example

1235-18PLCE-120-MB-F1

Specifications are subject to change without notice. Consult factory for verification.