



# 110S Series

**ELCAST**  
LIGHTING





# 110 S SERIES

Catalog Number	
Project/Location	Type
Approved By	

## LED, HID, CFL ARCHITECTURAL WALL MOUNT

### HOUSING

Heavy-duty, die cast aluminum housing and decorative frames. Tamper resistant stainless steel hardware.

### GASKET

Closed cell silicone foam gasket seals out moisture and dust for weather-tight operation.

### LENS

Impact resistant opal, UV stabilized polycarbonate or frosted glass.

### BALLAST

CF: integral electronic high power factor  
MH: electronic thermal protected 120/277

### SOCKET

CF: four pin plug in  
MH: G12 BI-PIN 4KV pulse rated

### MOUNTING

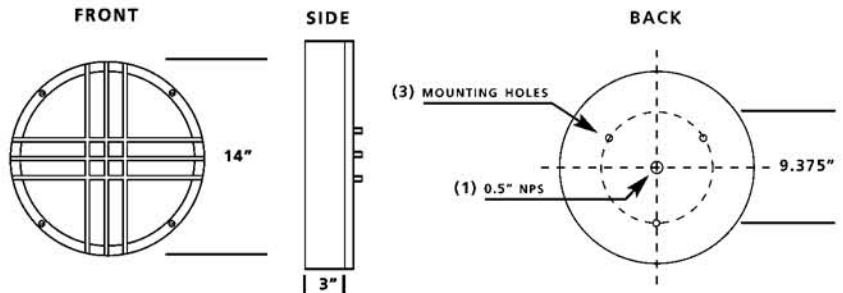
Surface wall or ceiling over standard J-box.

### FINISH/COLOR

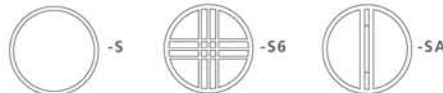
Polyester powder coat finish over zinc based primer. Available in matte black (MB), matte bronze (BZ), matte white (MW), silver gray (SG), or custom color (CC).

### OPTIONS

- F1 single fuse
- PC photo cell
- QRS quartz restrrike
- ETR emergency ballast remote only (CFL)
- ET extreme temp. ballast -30°C +90°C
- G/P glass or polycarbonate
- CI color insert for S6 frame (specify color)
- R recessed



### FRAME OPTIONS



ETL listed suitable for wet location. Conforms to UL Standard 1598.

Series	Lamp	Wattage/MAX
110S	PLCE	26W
	2/PLCE	18W
	MH (G12-T6 only)	39W
	LED	21W

### Ordering Example



Specifications are subject to change without notice. Consult factory for verification.

## ELCAST LIGHTING

815 S KAY AVE ADDISON, IL 60101 USA  
630.543.5390 • FAX: 630.543.5392  
elcastltg@elcastltg.com • www.elcastltg.com