


110M Series

ELCAST
LIGHTING



100M-2



110 M SERIES

LED, INDUCTION, HID, CFL ARCHITECTURAL WALL MOUNT

Catalog Number	
Project/Location	Type
Approved By	

HOUSING

Heavy-duty corrosion resistant die cast aluminum housing and decorative frames.

GASKET

Closed cell silicone foam gasket seals out moisture, dust, and insects for weather-tight operation.

LENS

One piece molded opal white, impact resistant, U.V. stabilized polycarbonate. Lens shall be retained with die cast aluminum frame with tamper resistant stainless steel hardware.

BALLASTS

- CF: electronic thermally protected high power factor
- HID: electronic thermally protected or magnetic core and coil
- LED: solid state electronic driver
- IND: Solid state power generator

SOCKET

- CF: four pin plug in type
- HID: 4KV pulse rated medium base

MOUNTING

Surface wall or ceiling over standard J-box.

FINISH/COLOR

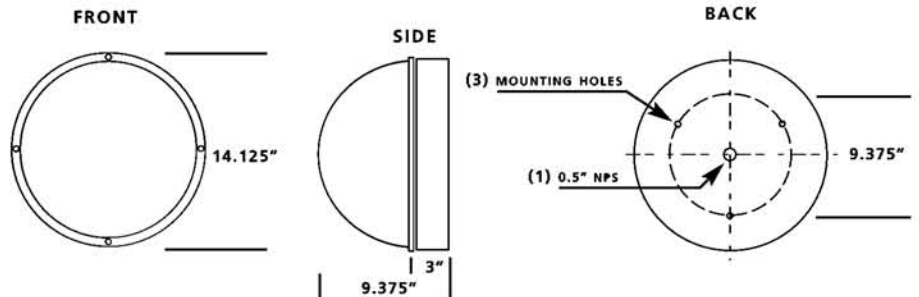
Polyester powder coat finish over zinc based primer. Available in matte black (MB), matte bronze (BZ), matte white (MW), silver gray (SG), or custom color (CC).

OPTIONS

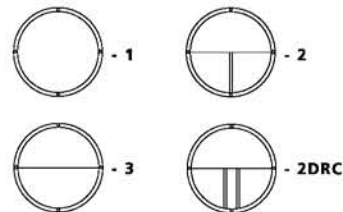
- F1 single fuse
- QRS quartz restrike
- PC photocell
- ETI emergency ballast integral
- ET extreme temperature ballast

ETL listed suitable for wet location. Conforms to UL Standard 1598.

Series	Lamp	Wattage/MAX
110M	2/PLT	42W
	QUAD	70W
	HPS	150W
	MH	150W
	LED	21W
	IND	55W



FRAME OPTIONS



Ordering Example

110M - 3 - 100MH - 120 - MB - ETI

Specifications are subject to change without notice. Consult factory for verification.