

110 Series

ELCAST
LIGHTING



110 SERIES

Catalog Number	
Project/Location	Type
Approved By	

LED, HID, CFL ARCHITECTURAL WALL MOUNT

HOUSING

Heavy-duty, corrosion resistant die cast aluminum housing and decorative frames.

GASKET

Closed cell silicone foam gasket seals out moisture, dust, and insects for weather-tight operation.

LENS

One-piece molded opal white, impact resistant, U.V. stabilized polycarbonate or frosted glass. Lens shall be retained with die cast aluminum frame with tamper resistant stainless steel hardware.

BALLASTS

- CF: electronic thermally protected high power factor
- HID: electronic thermally protected or magnetic core and coil
- LED: solid state electronic driver

SOCKET

- CF: four pin plug in type
- HID: 4KV pulse rated medium base

MOUNTING

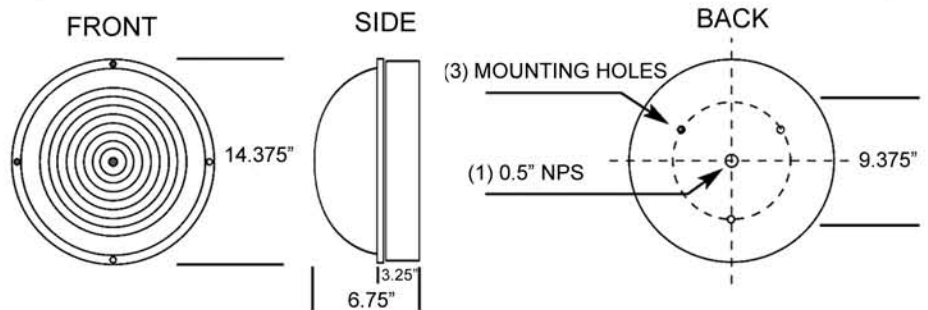
Surface wall or ceiling over standard J-box.

FINISH/COLOR

Polyester powder coat finish over zinc based primer. Available in matte black (MB), matte bronze (BZ), matte white (MW), silver gray (SG), or custom color (CC).

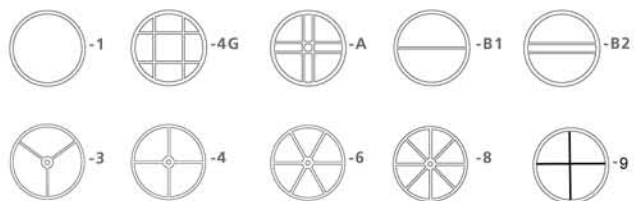
OPTIONS

- F1 single fuse
- QRS quartz restrike
- PC photocell
- ETR emergency ballast remote only (CFL)
- ETI emergency ballast integral
- STP screwdriver for TP
- ET extreme temperature -30°C to +90°C
- G/P glass or polycarbonate
- CM ceiling mount
- R recessed




ETL listed suitable for wet location. Conforms to UL Standard 1598.

Series	Lamp	Wattage/MAX
110	2/PLC	26W
	2/PLC	32W
	HPS	MAX 100
	MH/PS	MAX 100
	LED	21W



Ordering Example



Specifications are subject to change without notice. Consult factory for verification.

ELCAST LIGHTING

815 S KAY AVE ADDISON, IL 60101 USA
630.543.5390 • FAX: 630.543.5392
elcastltg@elcastltg.com • www.elcastltg.com